

CUSTOM ZIPPER SERVICE ORDER FORMS

See reverse side for colors and lengths available

To order EXTRA HEAVY BOAT ZIPPERS, call for prices

ORDERS PROCESSED WITHIN 3 WORK DAYS AFTER RECEIPT - FACTORY CLOSED 3 WKS. PER YR., DATES VARY.

Zippers are slightly larger than pictures.




HEAVY DUTY METAL SEPARATOR

For extra heavy duty use, brass or aluminum teeth, heavy coats, jackets, sleeping bags, etc. can be made in lengths up to 100 inches.

CLOSED END HEAVY DUTY

Can be made any length. Tents, sleeping bags, boat covers, heavy leather items.



MED (STANDARD) WEIGHT METAL SEPARATOR

Standard jacket & jean zipper. Brass or aluminum teeth. Jackets, coats, sleeping bags, chaps, can be made in lengths up to 100 inches.

CLOSED END

Can be made any length. Slipcovers, upholstery, jeans, sleeping bags, luggage, boots, pockets, tents, camp equipment, backpacks, etc.




LIGHT WEIGHT SEPARATOR

Lightweight zippers are offered in all colors in both metal enamel and plastic teeth. Plastic is offered to 36 inches. Metal enamel to 100 inches. Suitable for dresses, zip-out linings (aluminum teeth), baby sweaters, robes. Metal enamel can be made reversible.


CLOSED END

Can be made any length. Skirts, pants, dresses, cushions, housecoats, pockets, duvets, etc.



HEAVY DUTY WEIGHT PLASTIC SEPARATOR AND CLOSED END

Molded plastic teeth. Same uses as metal. For extra strength and durability when plastic is preferred. Colors limited. Lengths to 30 inches for separators and 29 inches for closed ends. Black and white to 100" separating and any length closed end.



MEDIUM (STANDARD) WEIGHT PLASTIC SEPARATOR AND CLOSED END


Molded plastic teeth. Same uses as metal. When plastic is preferred. Lengths to 30 inches for separators and 29 inches for closed ends. Black and white to 100" separating and any length closed end.

NOT SUITABLE FOR DRESSES.



CLOSED END

Open at one end. Closed at bottom. As in jeans.



SEPARATING

Standard type used in jackets. Separates into two pieces when unzipped. (Can be made reversible for 2 sided uses).

ONE WAY PRICING INCLUDES SHIPPING

(Prices as of 2009)

LENGTH RANGE	Lightweight	Medium	Heavy
2 - 7"	\$ 6.75	\$ 7.75	\$8.75
8 - 16"	\$ 7.75	\$ 8.50	\$9.50
17 - 24"	\$ 8.25	\$ 9.25	\$10.25
25 - 30"	\$ 8.75	\$ 9.75	\$11.50
31 - 36"	\$ 9.75	\$ 12.75	\$15.50
37 - 45"	\$10.75	\$ 14.00	\$18.50
46 - 60"	\$13.75	\$ 17.50	\$25.50
61"-75"	\$17.75	\$ 26.00	\$34.50
76" - 100"	\$19.75	\$ 28.50	\$35.75

TWO WAY PRICING INCLUDES SHIPPING

(Prices as of 2009)

LENGTH RANGE	2-Way Medium	2-Way Heavy
2 - 7"	\$ 9.75	\$ 10.25
8 - 16"	\$ 10.25	\$ 11.25
17 - 24"	\$ 11.25	\$ 13.25
25 - 30"	\$ 13.25	\$ 15.25
31 - 36"	\$ 15.25	\$ 17.25
37 - 45"	\$ 18.25	\$ 21.25
46 - 60"	\$ 20.25	\$ 26.25
61 - 75"	\$ 28.25	\$ 38.25
76" - 100"	\$ 30.25	\$ 40.25

Decorative pull tabs are available in brass or aluminum, for medium metal zippers, hanging ball or ring. Silver ball or ring only for medium plastic. Add \$3.00.



2-WAY SEPARATING

Metal and Plastic (check colors listed). Unzips from neck & waist. Luggage/backpack, closed to center. (Can be made for *coverall one end closed*). See reverse for available colors offered.

COLORS AVAILABLE

- | | | | |
|--------------|------------------|---------------------|------------------|
| 1. BLACK | 10. ROYAL BLUE | 19. MUSTARD | 29. TURQUOISE |
| 2. WHITE | 11. NATURAL/ECRU | 20. DK GREY | 30. AQUA |
| 3. GREY | 12. SKY BLUE | 21. ELM GREEN | 31. PEACOCK BLUE |
| 4. NAVY | 13. GROTTO BLUE | 22. DEEP PURPLE | 32. OLIVE GREEN |
| 5. RED | 14. PINK | 23. DEEP TEAL BLUE | 33. BURGUNDY |
| 6. BEIGE | 15. HOT PINK | 24. LAVENDER | 34. LT. GREY |
| 7. BROWN | 16. YELLOW | 25. WEST POINT BLUE | 35. DK. BROWN |
| 8. DK. GREEN | 17. MINT GREEN | 26. FUSCHIA | 36. PEACH |
| 9. WINE | 18. ORANGE | 27. BABY BLUE | 37. RUST |
| | | 28. DUSTY ROSE | 38. GOLDEN BROWN |

PLEASE NOTE

We recommend a color swatch for best match because we offer several shades in many of the colors listed.

LIGHT WEIGHT ZIPPERS

SEPARATOR

LIGHT WEIGHT ZIPPERS OFFERED IN ALL COLORS IN BOTH METAL ENAMEL AND PLASTIC TEETH. PLASTIC IS OFFERED TO 36 INCHES. METAL ENAMEL TO 100 INCHES AND METAL ONLY CAN BE MADE REVERSIBLE

CLOSED END

AVAILABLE IN ALL COLORS. PLASTIC TO 30 INCHES (BLACK OR WHITE PLASTIC TO 100 INCHES). METAL ENAMEL TO 100 INCHES AND METAL ONLY CAN BE MADE REVERSIBLE

MEDIUM WEIGHT ZIPPERS

ZIPPERS

(EXCEPT 2-WAY)
PLASTIC OFFERED IN ALL COLORS UP TO 30 INCHES LONG (BLACK OR WHITE TO 100 INCHES).

MEDIUM WEIGHT IN BOTH **ALUMINUM OR BRASS TEETH** AVAILABLE IN COLORS 1-25, 29, 32, 35, 37 & 38 IN LENGTHS UP TO 100 INCHES

MEDIUM WEIGHT **ANTIQUE BRASS** IN LENGTHS UP TO 36 INCHES IN COLORS 1-9, 11, 22, 32 & 35
OXIDIZED BRASS OFFERED IN BLACK ONLY, TO A MAX LENGTH OF 36".

HEAVY WEIGHT ZIPPERS

(EXCEPT 2-WAY)

PLASTIC TEETH OFFERED IN COLORS 1-8, 18, 32, & 35 UP TO 30 INCHES LONG (BLACK OR WHITE TO 100 INCHES)

HEAVY WEIGHT IN BOTH **ALUMINUM OR BRASS TEETH** AVAILABLE IN COLORS 1-9, 32, 35 & 38 IN LENGTHS UP TO 100 INCHES

HEAVY WEIGHT **ANTIQUE BRASS** IN LENGTHS UP TO 36 INCHES IN COLORS 1 & 35

HEAVY WEIGHT **OXIDIZED BRASS** IN BLACK ONLY TO 30 INCHES

2-WAY ZIPPERS

MEDIUM PLASTIC TEETH AVAILABLE IN COLORS 1-18, 22-32, & 35 UP TO 45 INCHES LONG.

HEAVY PLASTIC TEETH AVAILABLE IN COLORS 1-10, 32 & 35 UP TO 45 INCHES (BLACK ONLY TO 100 INCHES)

MEDIUM AND HEAVY WEIGHT BRASS OR ALUMINUM TEETH IN COLORS 1-9, 32, 35 & 38 IN LENGTHS TO 45 INCHES (BLACK ONLY TO 100 INCHES)

MEDIUM WEIGHT ANTIQUE BRASS TEETH IN COLORS 1, 4 & 35 IN LENGTHS TO 45 INCHES ONLY

HEAVY OXIDIZED BRASS TEETH TO 30 INCHES (BLACK ONLY)

ORDERING YOUR ZIPPER

- Select the type, weight, color and finish of the zipper you need.
- Be sure the zipper is available in the type, weight, color and finish you have selected.
- If unsure of color, or for best match, enclose a color swatch in space at bottom of form.
- If you don't see what you need, please call.

HOW TO MEASURE

FOR SEPARATING ZIPPERS
MEASURE FROM HERE

zippers are measured from metal to metal

do not include any extra zipper tape.

TO HERE



FOR CLOSED
BOTTOM
ZIPPERS MEASURE
FROM HERE

TO HERE

Double check your order. Custom zippers are not accepted for return or exchange.

If you need help with your order, call (203) 866-1540 - Mon. - Fri. 10:00 AM to 3:00 PM EST.

ORDERS PROCESSED WITHIN THREE WORK DAYS

PHONE ORDERS SHIPPED SAME WORK DAY, ADD \$8.00

Mail with check or money order to:

Custom Zips

P.O. Box 1200

South Norwalk, CT. 06856

www.customzips.com

Retain this portion for your records.

Cut here and mail bottom half. ✂

COMPLETE ALL 6 SECTIONS BELOW.

1. TYPE OF ZIPPER

- SEPARATING END (one way) LIGHT BRASS (limited 2 way colors)
- CLOSED END MEDIUM ALUMINUM
- 2-WAY (top and bottom slide) HEAVY PLASTIC

- Jacket (Separating)
- Overall (Circle Leg or Front)
- Backpack / Luggage

4.	5.	6.
COLOR NAME	EXACT LENGTH	QUANTITY

--

Please note the zipper you ordered for your records.

If enclosing a color swatch, tape it here.

If no match, second choice is

Cost for zipper (see other side)
reversible zipper (no 2 way, no lightweight plastic) \$3.00 per zipper
heavy duty brass add \$2.00 per zipper
Antique brass - \$1.50 per zipper
Oxidized brass, black only, Med/Heavy, Max 36" Add \$2.00
2-way Medium brass - \$1.50 per zipper
Med. decorative pull (choose) ring or ball \$3.00
Shipping + Handling Included
"Phone Service" available - 1st Class Mail, shipping \$8.00
"Express Processing"- Orders processed next work-day, Shipped 1st Class mail, add \$5.00 per order
Daytime Phone _____ TOTAL

SHIPPING LABEL

Your Name _____

Street _____

City _____ ST. _____ Zip _____